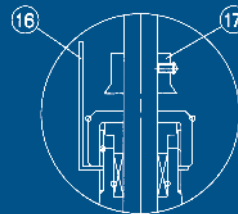
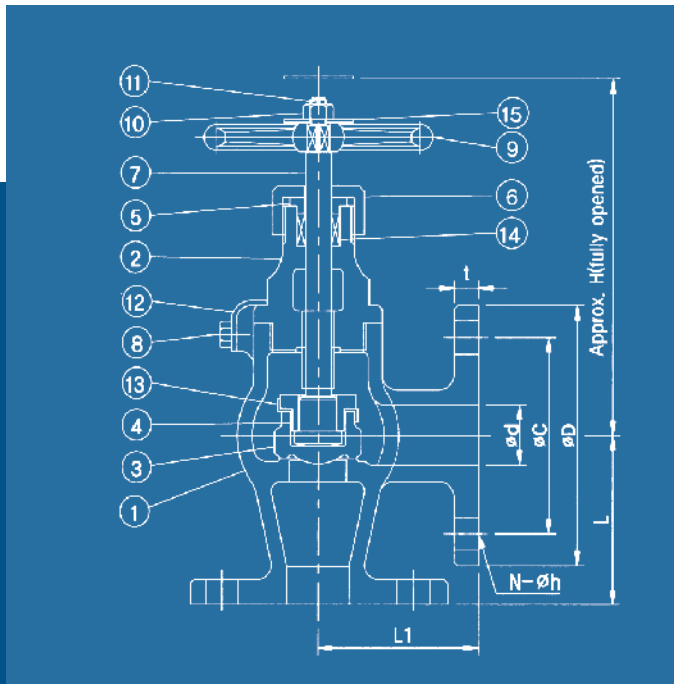
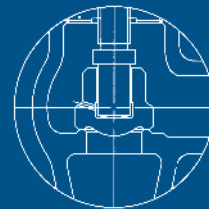


# TECHNICAL DATA

## ANGLE SCREW-DOWN CHECK VALVE BRONZE - 16K



Indicator



Screw Down Non Return (SDNR)

### TECHNICAL FEATURES

- |           |                  |                |
|-----------|------------------|----------------|
| <b>1</b>  | body             | bronze         |
| <b>2</b>  | bonnet           | bronze / brass |
| <b>3</b>  | disc             | bronze / brass |
| <b>4</b>  | valve disc nut   | brass          |
| <b>5</b>  | packing gland    | brass          |
| <b>6</b>  | gland nut        | brass          |
| <b>7</b>  | stem             | brass          |
| <b>8</b>  | set screw        | brass          |
| <b>9</b>  | handwheel        | cast iron      |
| <b>10</b> | hexagon nut      | brass          |
| <b>11</b> | split pin        | brass          |
| <b>12</b> | lock plate       | brass          |
| <b>13</b> | disc lock washer | brass          |
| <b>14</b> | packing          | non asbestos   |
| <b>15</b> | washer           | steel          |
| <b>16</b> | indicator plate  | brass          |
| <b>17</b> | indicator piece  | brass          |

### FLUID CONDITION & MAX. WORKING PRESSURE

Rating	Fluid Condition	JIS 16K
	Steam up to 205°C	1.57(16)
	Air, Gas, Oil and Pulsation Water	1.57(16)
	Non-shock water up to 120 °C	2.16(22)

### DIMENSIONS

Rating	size (mm)	Ød (mm)	ØD (mm)	ØC (mm)	N-Øh (mm)	t (mm)	L1 (mm)	H (mm)	Weight (kg)
JIS 16K	15A	15	95	70	4-15	12	70	120	2.73
(JIS F7410)	20A	20	100	75	4-15	14	75	130	3.65
	25A	25	125	90	4-19	14	85	145	5.16
	32A	32	135	100	4-19	16	95	150	6.72
	40A	40	140	105	4-19	16	100	165	8.13