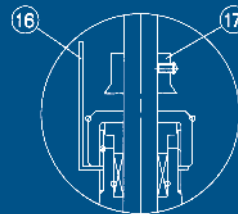
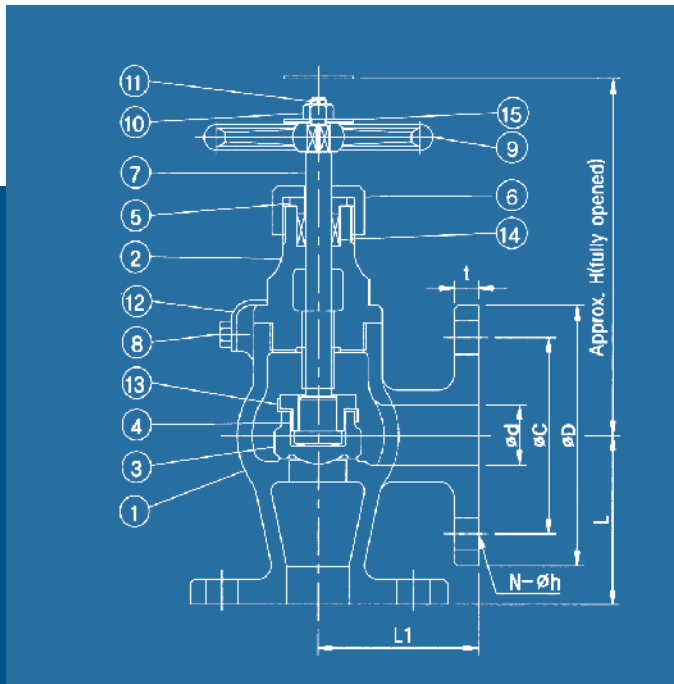
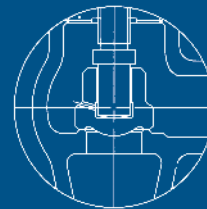


# TECHNICAL DATA

## ANGLE SCREW-DOWN CHECK VALVE BRONZE - 5K



Indicator



Screw Down Non Return (SDNR)

### TECHNICAL FEATURES

- |           |                  |                |
|-----------|------------------|----------------|
| <b>1</b>  | body             | bronze         |
| <b>2</b>  | bonnet           | bronze / brass |
| <b>3</b>  | disc             | bronze / brass |
| <b>4</b>  | valve disc nut   | brass          |
| <b>5</b>  | packing gland    | brass          |
| <b>6</b>  | gland nut        | brass          |
| <b>7</b>  | stem             | brass          |
| <b>8</b>  | set screw        | brass          |
| <b>9</b>  | handwheel        | cast iron      |
| <b>10</b> | hexagon nut      | brass          |
| <b>11</b> | split pin        | brass          |
| <b>12</b> | lock plate       | brass          |
| <b>13</b> | disc lock washer | brass          |
| <b>14</b> | packing          | non asbestos   |
| <b>15</b> | washer           | steel          |
| <b>16</b> | indicator plate  | brass          |
| <b>17</b> | indicator piece  | brass          |

### FLUID CONDITION & MAX. WORKING PRESSURE

Rating	Fluid Condition	JIS 5K
	Steam up to 205°C	0.49(5)
	Air, Gas, Oil and Pulsation Water	0.49(5)
	Non-shock water up to 120 °C	0.69(7)

### DIMENSIONS

Rating	size (mm)	Ød (mm)	ØD (mm)	ØC (mm)	N-Øh (mm)	t (mm)	L1 (mm)	H (mm)	Weight (kg)
JIS 5K	15A	15	80	60	4-12	9	55	120	1.98
(JIS F7352)	20A	20	85	65	4-12	10	60	130	2.73
	25A	25	95	75	4-12	10	65	145	3.44
	32A	32	115	90	4-15	12	80	150	4.77
	40A	40	120	95	4-15	12	85	165	5.99
	50A	50	130	105	4-15	14	100	200	10.10
	65A	65	155	130	4-15	14	115	220	15.60